



FIRE SERVICE TRAINING

Firefighter II

Skill Sheets

NFPA 1010 - 2024 Edition



Fire Fighter II Certification – NFPA 1010

FIREFIGHTER II PRACTICAL TEST

- Each practical test will include both mandatory skills
- Each test will include two randomly drawn skills (both from Category I).
- Each test will have a total of 4 skills which include 2-mandatory and 2 randomly drawn skills

MANDATORY SKILLS

1	Pre-Incident Survey
2	Basic Incident Report NERIS

CATEGORY I

3	Maintain Power Equipment
4	Hose Record
5	Fire Safety Survey
6	Coordinate Interior Fire Attack
7	Assist Rescue Operations
8	Protect Evidence of Fire Cause and Origin
9	Fire Safety Presentation
10	Thermal Imaging Camera



Pre-Incident Survey

NFPA 1010, *Standard on Professional Qualifications for Firefighters*, 2024 Edition,
7.5.3(B-1, 2, 3, 4)

Fire Fighter II

Skill Sheet FFII - 01

Candidate Printed Name	Date	Overall Skill Sheet Score	
		Pass _____	Fail _____

CANDIDATE PERFORMANCE	Test	
Candidate safely performs the following steps:	P	F
SURVEY FORM COMPLETED		
1. Occupancy information was recorded.		
ITEMS OF CONCERN NOTED		
2. Applicable hazards identified.		
3. Access concerns/impediments identified.		
4. Fixed suppression/alarm systems-components identified.		
5. Utility control locations identified.		
6. Early collapse potential evaluated and noted if applicable.		
7. Forcible entry barriers identified.		
8. Hazardous materials identified.		
9. Water supply identified.		
BUILDING SKETCH		
10. Building sketch prepared (site plan).		
Equipment Safety Stop: <input type="checkbox"/> Candidate Safety Stop: <input type="checkbox"/>		
Candidate must successfully perform 8/10 steps including <u>ALL</u> <i>Critical Criteria.</i> ♦	Score: ____/10	
♦ Critical Criteria - Failure of this step results in <u>failure of the entire skill.</u>		



Pre-Incident Survey

NFPA 1010, *Standard on Professional Qualifications for Firefighters*, 2024 Edition, 7.5.3(B-1, 2, 3, 4)

Fire Fighter II

Skill Sheet FFII - 01

Instructions: The candidate, acting as a three to four (3-4) person team, given various types of buildings, will prepare a pre-incident survey so that all required occupancy information is recorded, items of concern are noted, and accurate sketches are prepared.

NOTE: If a skill is stopped due to an **equipment safety issue**, the candidate will be permitted to retest the skill. If a skill is stopped due to a **candidate safety issue**, the candidate will be considered to have failed the skill and will be dismissed from testing for the remainder of the day.

Maximum Time Allowed: 30 minutes

Note to Student: Skill will end when you state or indicate to the evaluator that you have completed all the identified steps.

Note to Evaluator(s): By your signature below, you verify that you did not instruct the skill you are evaluating. You are qualified to serve as an Oklahoma State University-Fire Service Training Evaluator. You have followed OSU-FST skills testing policy, and you have witnessed the candidate testing the above skills in their entirety.

Evaluator/Candidate Comments:

Evaluator Signature	Date	1 st Attempt Skill Sheet Score	
		Pass _____	Fail _____

Candidate Signature (if failed)



Name: _____

Name: _____

Date: _____

Name: _____

Name: _____

MAP #: _____

INFO	Name: Address:	Occupancy: Phone #:
FIRE PROT.	Detectors: Smoke Heat Sprinkler: Full Partial Knox Box: Standpipe: Ann. Panel: Fire Pump: FDC: Alarm Panel: Specialized Extinguishing:	
BLDG CONST.	Width: Length: Stories: Other: Const. Type: Roof Structure: Roof Covering: Roof Hazards: Parapet Wall Height: Other:	
BLDG ACCESS	Building Access: Stairways: Elevators: Roof Access: Basement Full Partial Access: Attic Access:	
HAZARDS	Life: Exposures: Below Grade: MSDS Location: Other: Other:	
UTILITIES	Gas: Electric: Water: Other: Other:	
CONTACTS	Name: Phone #: Address: Emerg. Phone #: Email:	
	Name: Phone #: Address: Emerg. Phone #: Email:	
NOTES		

Revised By: _____

Station/Shift: _____

Date: _____


Site Plan

INSTRUCTIONS: Make one diagram for the complex with streets and hydrants and one diagram for each building using more detail.

SHIFT/STATION: _____


NAME: _____

Page ____ of a set of ____ pages.

















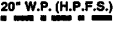

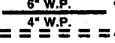







OCCUPANT NAME: _____

ADDRESS: _____

















FIRE PROTECTION


	Fire Department Connection
	Automatic Sprinklers throughout contiguous sections of single risk
	Automatic Sprinklers all floors of building
	Automatic Sprinklers in part of building only (note under symbol indicates protected portion of building)
	Not Sprinklered
	Automatic Chemical Sprinklers
	Chemical Sprinklers in part of building only (note under symbol indicates protected portion of building)
	Vertical Pipe or Stand Pipe
	Automatic Fire Alarm
	Water Tank
	Fire Escape
	Fire Alarm Box
	Single Hydrant
	Double Hydrant
	Triple Hydrant
	Quadruple Hydrant of the High Pressure Fire Service
	Water Pipes of the High Pressure Service
	Water Pipes of the High Pressure Service as shown on Key Map
	Public Water Service
	
	Private Water Service



	Fire Detection System - label type
	Alarm gong, with hood
	Sprinkler riser (size indicated)


VERTICAL OPENINGS


	Skylight lighting top story only
	Skylight lighting 3 stories
	Skylight with wired glass in metal sash
	Open elevator
	Frame enclosed elevator
	Frame enclosed elevator with traps
	Frame enclosed elevator with self-closing traps
	Concrete block enclosed elevator with traps
	Tile enclosed elevator with self-closing traps
	Brick enclosed elevator with wired glass door
	Open hoist
	Hoist with traps
	Open hoist basement to 1st
	Stairs

MISCELLANEOUS


	Number of stories
	Height in feet
	Composition roof covering

	Parapet 6 inches above roof Frame cornice
	Parapet 12 inches above roof

	Parapet 24 inches above roof Occupied by warehouse Metal, slate, tile or asbestos Shingle roof covering Parapet 48 inches above roof
---	--


	2 stories and basement 1st floor occupied by store 2 residential units above 1st Auto in basement Drive or passageway Wood shingle roof
---	---

	Iron chimney
---	--------------


	Iron chimney (with spark arrestor)
---	------------------------------------

	Vertical steam boiler
---	-----------------------


	Horizontal steam boiler
---	-------------------------

	Width of street between block lines, not curb lines
---	---

	Ground elevation
---	------------------

	House numbers nearest to buildings are official or actually up on buildings. Old house numbers are farthest from buildings.
---	---

	Brick chimney
---	---------------

	Gasoline tank
---	---------------

	Fire pump
--	-----------

COLOR CODE FOR CONSTRUCTION

Materials for Walls

Brown	—Fire-resistive protected steel
Red	—Brick, hollow tile
Yellow	—Frame-wood, stucco
Blue	—Concrete, stone or hollow concrete block
Gray	—Noncombustible unprotected steel



Complete a Basic Fire Incident Report

NFPA 1010, *Standard on Professional Qualifications for Firefighters*, 2024 Edition,
7.2.1(B-1, 2, 3)

Fire Fighter II

Skill Sheet FFII - 02

Candidate Printed Name	Date	Overall Skill Sheet Score	
		Pass _____	Fail _____

CANDIDATE PERFORMANCE	Test	
Candidate safely performs the following steps:	P	F
COMPLETE BASIC FIRE INCIDENT REPORT		
1. Report is legible (written reports).		
2. Appropriate remarks noted in comments.		
3. Report information is accurate.		
4. Report is complete.		
Equipment Safety Stop: <input type="checkbox"/> Candidate Safety Stop: <input type="checkbox"/>		
Candidate must successfully perform 4/4 steps including <u>ALL</u> Critical Criteria. ♦	Score: ____/4	
♦ Critical Criteria - Failure of this step results in <u>failure of the entire skill.</u>		



Complete a Basic Fire Incident Report

NFPA 1010, *Standard on Professional Qualifications for Firefighters*, 2024 Edition, 7.2.1(B-1, 2, 3)

Fire Fighter II

Skill Sheet FFII - 02

Instructions: The candidate, given a scenario and appropriate NERIS forms and quick reference guides, will complete a basic incident report so that all pertinent information is recorded, the information is accurate, and the report is complete.

NOTE: If a skill is stopped due to an **equipment safety issue**, the candidate will be permitted to retest the skill. If a skill is stopped due to a **candidate safety issue**, the candidate will be considered to have failed the skill and will be dismissed from testing for the remainder of the day.

Maximum Time Allowed: 30 minutes

Note to Student: Skill will end when you state or indicate to the evaluator that you have completed all the identified steps.

Note to Evaluator(s): By your signature below, you verify that you did not instruct the skill you are evaluating. You are qualified to serve as an Oklahoma State University-Fire Service Training Evaluator. You have followed OSU-FST skills testing policy, and you have witnessed the candidate testing the above skills in their entirety.

Evaluator/Candidate Comments:

Evaluator Signature	Date	1 st Attempt Skill Sheet Score	
		Pass _____	Fail _____

Candidate Signature (if failed)

Fire Fighter II

Name: _____

Skill #2 Complete a Basic Fire Incident Report – NFPA 1010-7.2.1(B)

*Gray areas are not required to be completed.

Fire Incident Report			
Incident Date:	Incident Number:	Report Prepared By:	Report Prepared Date:
Alarm Received Time:	En Route Time:	Arrival Time:	In-Service Time:
Situation Found: <input type="checkbox"/> Structure Fire <input type="checkbox"/> Brush/Grass Fire <input type="checkbox"/> Vehicle Fire <input type="checkbox"/> Refuse Fire <input type="checkbox"/> Controlled Burn <input type="checkbox"/> False Alarm/False Call		Action Taken: <input type="checkbox"/> Extinguishment <input type="checkbox"/> Remove Hazard <input type="checkbox"/> Investigate Only <input type="checkbox"/> Other _____	
Property Use/Classification:	Address:	Telephone:	
Occupant Name:	Owner's Name (If Not Occupant):	Alarm Time:	
Civilian Injury/Death <input type="checkbox"/> Yes <input type="checkbox"/> No	Firefighter Injury/Death: <input type="checkbox"/> Yes <input type="checkbox"/> No	Fire Cause Determination: <input type="checkbox"/> Accidental <input type="checkbox"/> Natural <input type="checkbox"/> Incendiary <input type="checkbox"/> Undetermined	
Number of Stories Above Ground:	Number of Stories Below Ground:	Construction Type:	
Fire Suppression Systems Present: <input type="checkbox"/> Yes <input type="checkbox"/> No	Smoke Detectors Present: <input type="checkbox"/> Yes <input type="checkbox"/> No	Exposures:	
Utilities in Service at Time of Fire: <input type="checkbox"/> Electricity <input type="checkbox"/> Gas <input type="checkbox"/> Water	Utilities Disconnected by FD/Util. Co: <input type="checkbox"/> Electricity <input type="checkbox"/> Gas <input type="checkbox"/> Water	Other Hazards Noted:	

Narrative:



Maintain Power Plants, Tools and Lighting Equipment

NFPA 1010, *Standard on Professional Qualifications for Firefighters*, 2024 Edition, 7.5.4(B-1, 2, 3, 4)

Fire Fighter II

Skill Sheet FFII – 03

Candidate Printed Name	Date	Overall Skill Sheet Score	
		Pass _____	Fail _____

CANDIDATE PERFORMANCE	Test		Retest	
Candidate safely performs the following steps:	P	F	P	F
EQUIPMENT MAINTENANCE				
1. Maintained in accordance with manufacturer’s recommendations and/or agency policies.				
2. Inspected equipment and components for damage.				
3. Safety guards and/or safety features present and operable.				
4. Equipment started and/or inspected weekly (Evaluator prompt).				
5. Checked oil and fuel levels.				
6. Electrical components checked.				
7. Change oil and fuel every 3 weeks or according to agency policies (Evaluator prompt).				
8. Defective equipment components replaced (Blades, bulbs, etc.).				
9. Equipment started and operated.				
10. Maintenance is recorded and equipment placed in ready state or reported otherwise.				
Equipment Safety Stop: <input type="checkbox"/> Candidate Safety Stop: <input type="checkbox"/>				
Candidate must successfully perform 8/10 steps including <u>ALL</u> Critical Criteria. ♦	Score: ___/10		Score: ___/10	
♦ Critical Criteria - Failure of this step results in <u>failure of the entire skill.</u>				



Maintain Power Plants, Tools and Lighting Equipment

NFPA 1010, *Standard on Professional Qualifications for Firefighters*, 2024 Edition, 7.5.4(B-1, 2, 3, 4)

Fire Fighter II

Skill Sheet FFII – 03

Instructions: The candidate, given various equipment, will demonstrate the cleaning and maintenance of power plants and lighting equipment *or* power tools, recording maintenance, and placing the equipment in a ready state or report otherwise.

NOTE: If a skill is stopped due to an **equipment safety issue**, the candidate will be permitted to retest the skill. If a skill is stopped due to a **candidate safety issue**, the candidate will be considered to have failed the skill and will be dismissed from testing for the remainder of the day.

Maximum Time Allowed: 20 minutes

Note to Student: Skill will end when you state or indicate to the evaluator that you have completed all the identified steps.

Note to Evaluator(s): By your signature below, you verify that you did not instruct the skill you are evaluating. You are qualified to serve as an Oklahoma State University-Fire Service Training Evaluator. You have followed OSU-FST skills testing policy, and you have witnessed the candidate testing the above skills in their entirety.

Evaluator/Candidate Comments:

Evaluator Signature	Date	1 st Attempt Skill Sheet Score	
		Pass _____	Fail _____
Re-Test Evaluator Signature	Date	Re-Test Skill Sheet Score	
		Pass _____	Fail _____

Candidate Signature (if failed)

Fire Fighter 2 Skill 3 - Equipment Maintenance Report

Department Name: _____ Date: _____

Location: _____ Shift: _____

Equipment Type: _____ Hour Meter: _____

Equipment ID # _____

NA: Not Applicable OK: No Repair Needed RR: Repair/Refill Required

ENGINE

FLUIDS

ELECTRICAL

NA OK RR

NA OK RR

Safety Guards

Visible Leaks

Battery

Hoses

Oil Level

Electrical Comp.

Filters

Fuel Level

Cables

Fan Belts

Coolant Level

Engine Starts Normal

Last Oil Change _____

Explanation of

Defects: _____

Repairs of adjustments needed

Repairs or adjustments not needed

Signature of inspector: _____



Perform Annual Service Test on Fire Hose

NFPA 1010, *Standard on Professional Qualifications for Firefighters*, 2024 Edition,
7.5.5(B-1)

Fire Fighter II

Skill Sheet FFII – 04

Candidate Printed Name	Date	Overall Skill Sheet Score	
		Pass _____	Fail _____

CANDIDATE PERFORMANCE	Test		Retest	
Candidate safely performs the following steps:	P	F	P	F
INSPECT HOSE				
1. Inspect hose before beginning test.				
2. Damaged hose removed from service.				
PREPARE HOSE FOR TEST				
3. Hose test gate valve if using pumper (Safety precaution). ♦				
4. Hose attached on side of pumper opposite pump panel if applicable (Safety precaution). ♦				
5. Hose tied off to pumper if applicable (Safety precaution). ♦				
6. Lay out and connect hose – nozzle on remote end.				
7. Maximum 300 ft. per line tested (Evaluator prompt).				
8. Charge hose to 50 psi and bleed air.				
9. Mark hose next to couplings.				
10. Tighten leaking couplings – no leaking couplings.				
11. Close hose test gate valve if applicable.				
CONDUCT TEST				
12. Increase to appropriate pressure stamped on hose. ♦				
13. Maintain test pressure for 5 minutes (Evaluator prompt).				
14. Record results.				
15. Defective hose removed from service and tagged.				
Equipment Safety Stop: <input type="checkbox"/> Candidate Safety Stop: <input type="checkbox"/>				
Candidate must successfully perform 12/15 steps including <u>ALL</u> Critical Criteria. ♦	Score: ___/15	Score: ___/15		
♦ Critical Criteria – Failure of this step results in <u>failure of the entire skill.</u>				



Perform Annual Service Test on Fire Hose

NFPA 1010, *Standard on Professional Qualifications for Firefighters*, 2024 Edition, 7.5.5(B-1)

Fire Fighter II

Skill Sheet FFII – 04

Instructions: The candidate, operating as a team of two to three (2-3) given various equipment and forms, will perform an annual service test on fire hose so that safe procedures are followed, the condition of the hose is evaluated, any damaged hose is removed from service, and the results are recorded.

NOTE: If a skill is stopped due to an **equipment safety issue**, the candidate will be permitted to retest the skill. If a skill is stopped due to a **candidate safety issue**, the candidate will be considered to have failed the skill and will be dismissed from testing for the remainder of the day.

Maximum Time Allowed: 15 minutes

Note to Student: Skill will end when you state or indicate to the evaluator that you have completed all the identified steps.

Note to Evaluator(s): By your signature below, you verify that you did not instruct the skill you are evaluating. You are qualified to serve as an Oklahoma State University-Fire Service Training Evaluator. You have followed OSU-FST skills testing policy, and you have witnessed the candidate testing the above skills in their entirety.

Evaluator/Candidate Comments:

Evaluator Signature	Date	1st Attempt Skill Sheet Score	
		Pass _____	Fail _____
Re-Test Evaluator Signature	Date	Re-Test Skill Sheet Score	
		Pass _____	Fail _____
Candidate Signature (if failed)			

Name: _____

Hose Record Card

ID No. _____ City _____ Engine Co. _____
 Size (dia.) _____ Length _____ Type Hose _____ Const. _____ Cost _____
 Mfg _____ Part No. _____ Date rcd. _____ Date in Service _____
 Vendor _____

=====Repairs=====

Date	Kind	Cost	New Length	New ID No.
_____	_____	_____	_____	_____
_____	_____	_____	_____	_____
_____	_____	_____	_____	_____
_____	_____	_____	_____	_____

Remarks: _____

Test Record

Service test to _____ psi.

Date	Service Test Pres. psi	Test OK	Reason Failed	Date	Service Test Pres. psi	Test OK	Reason Failed

Date	Exposed to possible damage		Date	Reason
		Removed From Service		
		Condemned		
		Sold		
		Wrnty. Failure		



Fire Safety Survey

NFPA 1010, *Standard on Professional Qualifications for Firefighters*, 2024 Edition,
7.5.1(B-1, 2, 3, 4)

Fire Fighter II

Skill Sheet FFII - 05

Candidate Printed Name	Date	Overall Skill Sheet Score	
		Pass _____	Fail _____

CANDIDATE PERFORMANCE	Test	
Candidate safely performs the following steps:	P	F
FIRE SAFETY SURVEY		
Evaluator tells candidate "You have been assigned the duty of performing a fire safety survey of a residence. Upon arrival you need to knock on the door and ask permission to perform a fire safety survey."		
1. Knocks on door and introduces themselves to occupants by name, rank and fire department name.		
2. Asks permission to perform survey.		
3. Uses courteous etiquette.		
Occupant tells candidate "we would like to have a fire safety survey of our home, please come in."		
4. Identifies at least one life and fire hazard.		
5. Surveys all areas.		
6. Checks placement and maintenance of fire extinguishers and smoke detectors.		
7. Offers courteous tips on how to take corrective action.		
PRESENT FIRE SAFETY INFORMATION		
8. Offers fire safety literature to occupants based on hazards found during survey.		
9. Answers questions or refers to other sources.		
10. Completes safety form/report accurately.		
Equipment Safety Stop: <input type="checkbox"/> Candidate Safety Stop: <input type="checkbox"/>		
Candidate must successfully perform 8/10 steps including <u>ALL</u> <i>Critical Criteria</i> . ♦	Score: _____/10	
♦ Critical Criteria - Failure of this step results in <u>failure of the entire skill</u> .		



Fire Safety Survey

NFPA 1010, *Standard on Professional Qualifications for Firefighters*, 2024 Edition, 7.5.1(B-1, 2, 3, 4)

Fire Fighter II

Skill Sheet FFII - 05

Instructions: As an individual, the candidate will perform a fire safety survey in a private dwelling so that fire and life safety hazards are identified and recommendations for corrections are made to occupant. Candidate will present fire safety information, based on NFPA materials, to occupants from a prepared source so that information is presented and questions are answered or referred.

NOTE: If a skill is stopped due to an **equipment safety issue**, the candidate will be permitted to retest the skill. If a skill is stopped due to a **candidate safety issue**, the candidate will be considered to have failed the skill and will be dismissed from testing for the remainder of the day.

Maximum Time Allowed: 15 minutes

Note to Student: Skill will end when you state or indicate to the evaluator that you have completed all the identified steps.

Note to Evaluator(s): By your signature below, you verify that you did not instruct the skill you are evaluating. You are qualified to serve as an Oklahoma State University-Fire Service Training Evaluator. You have followed OSU-FST skills testing policy, and you have witnessed the candidate testing the above skills in their entirety.

Evaluator/Candidate Comments:

Evaluator Signature	Date	1 st Attempt Skill Sheet Score	
---------------------	------	---	--

		Pass _____	Fail _____
--	--	------------	------------

Candidate Signature (if failed)

Fire Fighter II

Name: _____

Skill #5 Fire Safety Survey – NFPA 1010-7.5.1(B)

HOME FIRE SAFETY SURVEY

I. General Information:

Survey Completed By:	Date:	Time:
Occupant Name:	Address:	Phone:
Occupant Owner of Property: <input type="checkbox"/> Yes <input type="checkbox"/> No	Occupant Present: <input type="checkbox"/> Yes <input type="checkbox"/> No	Construction Type:

II. Exterior Survey: Yes No N/A **Comments:**

Multifamily dwelling				
Address numbers clearly visible				
FD access unobstructed				
3' hydrant clearance maintained				
Windows/doors can be properly secured				
Security measures present (window bars, etc.)				
Utility service (gas, water, electrical) properly maintained				

III. Interior Survey: Yes No N/A **Comments:**

Good housekeeping maintained				
Exits unobstructed				
At least 30" clearance maintained in front of electrical panels				
Extension cords used for temporary purposed only				
Extension/appliance cords frayed or ungrounded				
Surge suppressors used				
Drywall free of large holes/damage				
Fire extinguishers available/in date				

Smoke detectors present/operable				
Carbon monoxide detectors present/operable				
Fire alarm system monitored				
Fire sprinkler system inspected				
Hazardous materials (cleaning supplies, paint, etc.) properly stored				
Emergency contact numbers				

IV. Other hazards noted:

Signature: _____

Date: _____



Communicate the Need for Assistance and Coordinate Interior Fire Attack

NFPA 1010, *Standard on Professional Qualifications for Firefighters*, 2024 Edition,
7.2.2(B-1), 7.3.2(B-1, 2, 3, 4, 5, 6)

Fire Fighter II

Skill Sheet FFII – 06

Candidate Printed Name	Date	Overall Skill Sheet Score	
		Pass _____	Fail _____

1 CANDIDATE PERFORMANCE	Test		Retest	
Candidate safely performs the following steps:	P	F	P	F
1. Reports arrival at emergency scene.				
2. Confirms address upon arrival.				
3. Gives an initial scene size-up report, including possible location of fire.				
4. Establishes and names command.				
5. Determines fires growth and development and select operational mode (Offensive, defensive, transitional, or investigation).				
6. Assigns fire attack, search and ventilation.				
7. Identifies all tools and hose necessary for entry.				
8. Communicates the need for additional resources.				
Equipment Safety Stop: <input type="checkbox"/> Candidate Safety Stop: <input type="checkbox"/>				
Candidate must successfully perform 7/8 steps including <u>ALL</u> Critical Criteria. ♦	Score: ___/8	Score: ___/8		
♦ Critical Criteria - Failure of this step results in <u>failure of the entire skill.</u>				



Communicate the Need for Assistance and Coordinate Interior Fire Attack

NFPA 1010, *Standard on Professional Qualifications for Firefighters*, 2024 Edition, 7.2.2(B-1), 7.3.2(B-1, 2, 3, 4, 5, 6)

Fire Fighter II

Skill Sheet FFII – 06

Instructions: The candidate, given various equipment and a simulated structure fire scenario will complete the following *as assigned*:

- Communicate the need for team assistance, given fire department communications equipment, so that the supervisor is informed of team needs.
- Establish Command and Coordinate an Interior Fire Attack

NOTE: If a skill is stopped due to an **equipment safety issue**, the candidate will be permitted to retest the skill. If a skill is stopped due to a **candidate safety issue**, the candidate will be considered to have failed the skill and will be dismissed from testing for the remainder of the day.

Maximum Time Allowed: 15 minutes

Note to Student: Skill will end when you state or indicate to the evaluator that you have completed all the identified steps.

Note to Evaluator(s): By your signature below, you verify that you did not instruct the skill you are evaluating. You are qualified to serve as an Oklahoma State University-Fire Service Training Evaluator. You have followed OSU-FST skills testing policy, and you have witnessed the candidate testing the above skills in their entirety.

Evaluator/Candidate Comments:

Evaluator Signature		Date		1 st Attempt Skill Sheet Score	
				Pass _____	Fail _____
Re-Test Evaluator Signature		Date		Re-Test Skill Sheet Score	
				Pass _____	Fail _____
Candidate Signature (if failed)					



Assist Rescue Operation Teams

NFPA 1010, *Standard on Professional Qualifications for Firefighters*, 2024 Edition,
7.4.2(B-1, 2, 3)

Fire Fighter II

Skill Sheet FFII – 07

Candidate Printed Name	Date	Overall Skill Sheet Score	
		Pass _____	Fail _____

CANDIDATE PERFORMANCE	Test		Retest	
Candidate safely performs the following steps:	P	F	P	F
ASSIST RESCUE OPERATIONS				
1. Cordons off area to establish a public barrier.				
2. Identifies and retrieve various types of rescue equipment and tools.				
3. Safety precautions observed.				
4. Assignment completed.				
Equipment Safety Stop: <input type="checkbox"/> Candidate Safety Stop: <input type="checkbox"/>				
Candidate must successfully perform 4/4 steps including <u>ALL</u> Critical Criteria. ♦	Score: ___/4	Score: ___/4		
♦ Critical Criteria - Failure of this step results in <u>failure of the entire skill.</u>				



Assist Rescue Operation Teams

NFPA 1010, *Standard on Professional Qualifications for Firefighters*, 2024 Edition, 7.4.2(B-1, 2, 3)

Fire Fighter II

Skill Sheet FFII – 07

Instructions: The candidate as an individual, will assist rescue operation teams, given standard operating procedures, necessary rescue equipment, and an assignment, so that procedures are followed, rescue items are recognized and retrieved in the time as prescribed, and the assignment is completed.

NOTE: If a skill is stopped due to an **equipment safety issue**, the candidate will be permitted to retest the skill. If a skill is stopped due to a **candidate safety issue**, the candidate will be considered to have failed the skill and will be dismissed from testing for the remainder of the day.

Maximum Time Allowed: 15 minutes

Note to Student: Skill will end when you state or indicate to the evaluator that you have completed all the identified steps.

Note to Evaluator(s): By your signature below, you verify that you did not instruct the skill you are evaluating. You are qualified to serve as an Oklahoma State University-Fire Service Training Evaluator. You have followed OSU-FST skills testing policy, and you have witnessed the candidate testing the above skills in their entirety.

Evaluator/Candidate Comments:

Evaluator Signature	Date	1st Attempt Skill Sheet Score	
		Pass _____	Fail _____
Re-Test Evaluator Signature	Date	Re-Test Skill Sheet Score	
		Pass _____	Fail _____
Candidate Signature (if failed)			



Protect Evidence of Fire Cause and Origin

NFPA 1010, *Standard on Professional Qualifications for Firefighters*, 2024 Edition,
7.3.5(B-1, 2, 3)

Fire Fighter II

Skill Sheet FFII – 08

Candidate Printed Name	Date	Overall Skill Sheet Score	
		Pass _____	Fail _____

CANDIDATE PERFORMANCE	Test		Retest	
Candidate safely performs the following steps:	P	F	P	F
FIRE CAUSE AND ORIGIN				
1. Locates possible room of origin.				
2. Possible cause recognized.				
3. Incident command notified.				
4. Evidence protected in place.				
5. Limits access to area.				
Equipment Safety Stop: <input type="checkbox"/> Candidate Safety Stop: <input type="checkbox"/>				
Candidate must successfully perform 4/5 steps including <u>ALL</u> Critical Criteria. ♦	Score: ___/5		Score: ___/5	
♦ Critical Criteria - Failure of this step results in <u>failure of the entire skill.</u>				



Protect Evidence of Fire Cause and Origin

NFPA 1010, *Standard on Professional Qualifications for Firefighters*, 2024 Edition, 7.3.5(B-1, 2, 3)

Fire Fighter II

Skill Sheet FFII – 08

Instructions: The candidate, given a flashlight and overhaul tools, will locate the fire’s origin area, recognize possible causes, and protect the evidence.

NOTE: If a skill is stopped due to an **equipment safety issue**, the candidate will be permitted to retest the skill. If a skill is stopped due to a **candidate safety issue**, the candidate will be considered to have failed the skill and will be dismissed from testing for the remainder of the day.

Maximum Time Allowed: 10 minutes

Note to Student: Skill will end when you state or indicate to the evaluator that you have completed all the identified steps.

Note to Evaluator(s): By your signature below, you verify that you did not instruct the skill you are evaluating. You are qualified to serve as an Oklahoma State University-Fire Service Training Evaluator. You have followed OSU-FST skills testing policy, and you have witnessed the candidate testing the above skills in their entirety.

Evaluator/Candidate Comments:

Evaluator Signature	Date	1 st Attempt Skill Sheet Score	
		Pass _____	Fail _____
Re-Test Evaluator Signature	Date	Re-Test Skill Sheet Score	
		Pass _____	Fail _____
Candidate Signature (if failed)			



Demonstrate a Fire Safety Presentation

NFPA 1010, *Standard on Professional Qualifications for Firefighters*, 2024 Edition,
7.5.2(B-1)

Fire Fighter II

Skill Sheet FFII - 09

Candidate Printed Name	Date	Overall Skill Sheet Score	
		Pass _____	Fail _____

CANDIDATE PERFORMANCE	Test	
Candidate safely performs the following steps:	P	F
1. Appropriately introduces self.		
2. Introduces the topic to be presented.		
3. Describes the importance of the topic in an attempt to motivate the audience.		
4. Presents the presentation provided thoroughly.		
5. Answers any questions or refers the question to appropriate information sources.		
6. Appropriately closes the presentation and thanks the audience for their attention.		
7. Completes appropriate fire prevention report.		
Equipment Safety Stop: <input type="checkbox"/> Candidate Safety Stop: <input type="checkbox"/>		
Candidate must successfully perform 6/7 steps including <u>ALL</u> Critical Criteria. ♦	Score: ____/7	
♦ Critical Criteria - Failure of this step results in <u>failure of the entire skill.</u>		



Demonstrate a Fire Safety Presentation

NFPA 1010, *Standard on Professional Qualifications for Firefighters*, 2024 Edition, 7.5.2(B-1)

Fire Fighter II

Skill Sheet FFII - 09

Instructions: The candidate shall present fire safety information, given a prepared fire safety presentation, so that all information is presented, the information is accurate, and questions are appropriately answered.

NOTE: If a skill is stopped due to an **equipment safety issue**, the candidate will be permitted to retest the skill. If a skill is stopped due to a **candidate safety issue**, the candidate will be considered to have failed the skill and will be dismissed from testing for the remainder of the day.

Maximum Time Allowed: 10 minutes

Note to Student: Skill will end when you state or indicate to the evaluator that you have completed all the identified steps.

Note to Evaluator(s): By your signature below, you verify that you did not instruct the skill you are evaluating. You are qualified to serve as an Oklahoma State University-Fire Service Training Evaluator. You have followed OSU-FST skills testing policy, and you have witnessed the candidate testing the above skills in their entirety.

Evaluator/Candidate Comments:

Evaluator Signature	Date	1 st Attempt Skill Sheet Score	
		Pass _____	Fail _____

Candidate Signature (if failed)

Fire Fighter II

Skill #9 Fire Safety Demonstration – NFPA 1010-7.5.2(B)

Fire Safety Presentation

Candidate/Audience Information:

Name:	Date:	Location of Presentation: <input type="checkbox"/> School <input type="checkbox"/> Fire Station <input type="checkbox"/> Other _____
Target Audience Age Group: <input type="checkbox"/> Preschool <input type="checkbox"/> Early Elementary <input type="checkbox"/> Older Elementary <input type="checkbox"/> Jr./Sr. High School <input type="checkbox"/> Other _____	Topic Presented: <input type="checkbox"/> Dialing 911 <input type="checkbox"/> Stop/Drop/Roll <input type="checkbox"/> Exit Drills <input type="checkbox"/> Basic First Aid <input type="checkbox"/> Other _____	Additional Props/Aids Required:

Choose one of the Following Presentation Outlines:

DIALING 911
<ol style="list-style-type: none">1. What is 911?2. What is and isn't an emergency?3. What will the operator ask and how to respond?4. Who is coming to help?5. Importance of knowing addresses?
STOP, DROP, AND ROLL
<ol style="list-style-type: none">1. How to avoid fire?2. What to do if you come in contact with flames?3. Stop-don't run and provide oxygen to the fire.4. Drop-get down as quickly as possible.5. Roll-smother the flames.6. Cover face7. Call 911
EXIT DRILLS
<ol style="list-style-type: none">1. When to exit the home?2. Staying low to avoid smoke.3. Leaving pets/toys behind.4. Have a meeting place outside of the home.5. Call 911
OTHER PRESENTATION TITLE:
<ol style="list-style-type: none">1. _____2. _____3. _____4. _____5. _____

Signature: _____

Date: _____



Thermal Imaging Camera

NFPA 1010, *Standard on Professional Qualifications for Firefighters*, 2024 Edition,
7.3.3(B-1, 2)

Fire Fighter II

Skill Sheet FFII – 10

Candidate Printed Name	Date	Overall Skill Sheet Score	
		Pass _____	Fail _____

CANDIDATE PERFORMANCE	Test		Retest	
Candidate safely performs the following steps:	P	F	P	F
1. Ability to turn on Thermal Imaging Camera.				
2. Checks battery strength.				
3. Views screen for clarity and verify that unit is not damaged.				
4. Explains and demonstrates a complete search pattern.				
Demonstrates the use of the Thermal Imaging Camera for the following:				
5. Locate Victims				
6. Evaluator Circle one below:				
Fire				
Hot Spots (ballasts, wiring, hot surfaces)				
Liquid Levels in Container (propane tanks, fuel tanks, opaque container)				
Equipment Safety Stop: <input type="checkbox"/> Candidate Safety Stop: <input type="checkbox"/>				
Candidate must successfully perform 6/6 steps including <u>ALL</u> Critical Criteria. ♦			Score: ___/6	Score: ___/6
♦ Critical Criteria - Failure of this step results in <u>failure of the entire skill.</u>				



Thermal Imaging Camera

NFPA 1010, *Standard on Professional Qualifications for Firefighters*, 2024 Edition, 7.3.3(B-1, 2)

Fire Fighter II

Skill Sheet FFII – 10

Instructions: The candidate shall operate a thermal imager (TI), given a TI, SOPs, PPE, and an assignment, so that victims are located in conditions of obscured visibility, hot spots are identified in a structure, overhaul is completed, and the liquid level in a container is determined.

NOTE: If a skill is stopped due to an **equipment safety issue**, the candidate will be permitted to retest the skill. If a skill is stopped due to a **candidate safety issue**, the candidate will be considered to have failed the skill and will be dismissed from testing for the remainder of the day.

Maximum Time Allowed: 10 minutes

Note to Student: Skill will end when you state or indicate to the evaluator that you have completed all the identified steps.

Note to Evaluator(s): By your signature below, you verify that you did not instruct the skill you are evaluating. You are qualified to serve as an Oklahoma State University-Fire Service Training Evaluator. You have followed OSU-FST skills testing policy, and you have witnessed the candidate testing the above skills in their entirety.

Evaluator/Candidate Comments:

Evaluator Signature	Date	1st Attempt Skill Sheet Score	
		Pass _____	Fail _____
Re-Test Evaluator Signature	Date	Re-Test Skill Sheet Score	
		Pass _____	Fail _____
Candidate Signature (if failed)			